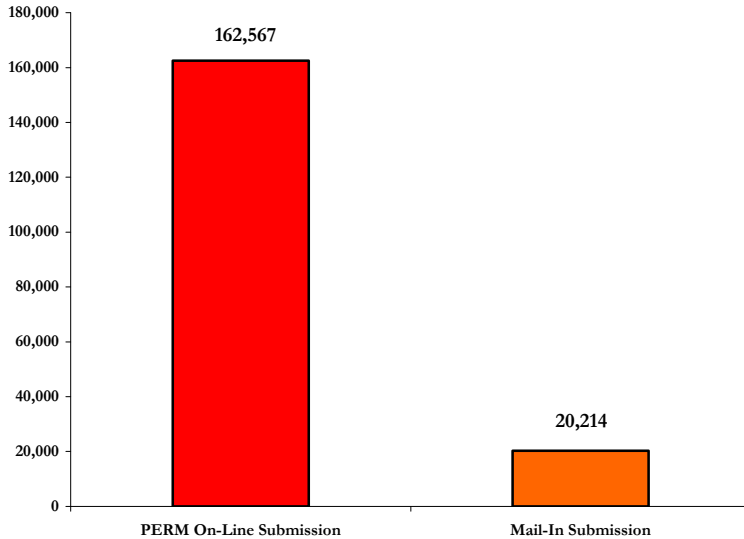


**OFFICE OF FOREIGN LABOR CERTIFICATION**  
 Permanent Labor Certification Program – Select Statistics

**Cumulative Production Statistics**

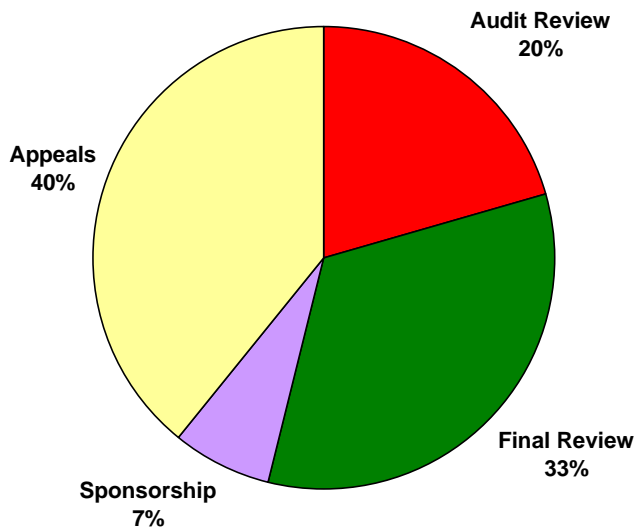
*March 28, 2005 – March 2, 2007*

**Total Applications Received: 182,411**



<b>Breakdown in Completed Cases</b>	
<b>Action</b>	<b># of Cases</b>
Certified	129,973
Denied	37,401
Withdrawn	4,476
<b>Total Completed</b>	<b>171,850</b>
Percent Certified	75%
Percent Denied	22%

**Distribution of Active PERM Cases**



**Major Highlights**

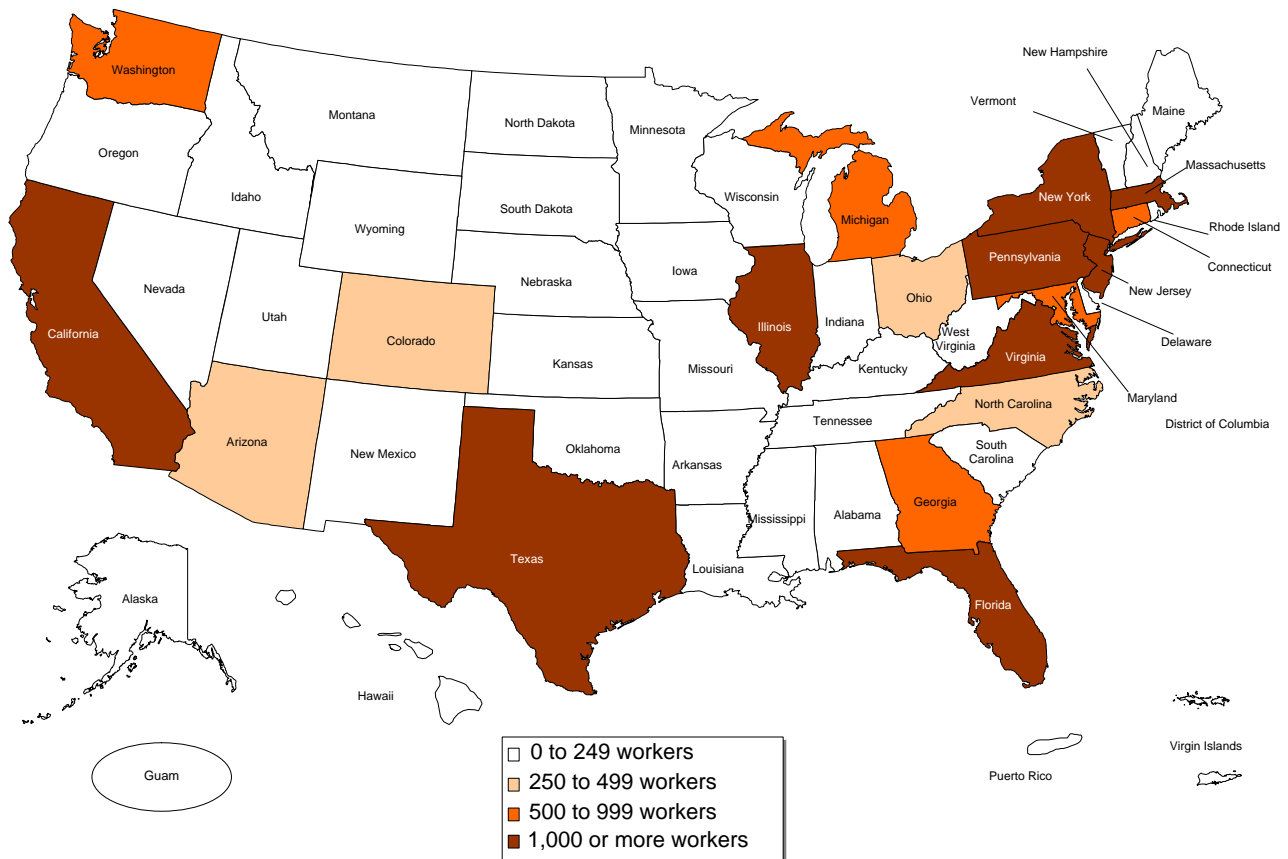
- 23% of the active cases in Sponsorship, Final Review, and Audit Review were filed before October 1, 2006;
- Recent modifications to the PERM On-Line System enhancing data validation edits continue to improve customer service and the quality of applications received; and
- A look ahead for OFLC . . .
  - Will be seeking stakeholder advice on improvements to the ETA 9089 Form which expires in April 2008;
  - Planning an upgrade to the PERM On-Line System to support the revised ETA 9089 Form; and
  - Consulting with US Treasury in anticipation of possible implementation of PERM filing fees as outlined in the President’s Fiscal Year 2008 budget proposal.

## Highlights of Fiscal Year 2007 PERM Certifications – 1<sup>st</sup> Quarter

October 1, 2006 – December 31, 2006

- Approximately 28,000 cases were certified during the 1<sup>st</sup> quarter of FY 2007. The top 5 states of intended employment for these permanent labor certifications were California (5,494), New York (3,508), New Jersey (2,633), Florida (2,021), and Texas (1,873);
- Alien beneficiaries representing 160 different countries were certified for permanent employment in the U.S. The top 10 countries of citizenship of alien beneficiaries included India (8,354), China (2,170), Mexico (1,891), South Korea (1,507), Canada (1,474), Philippines (1,340), Ecuador (621), United Kingdom (595), Brazil (594), and Colombia (544); and
- Top 10 job titles certified for permanent employment included *Computer Software Engineers* (5,066), *Computer Systems Analysts* (1,469), *Restaurant Cooks* (887), *Electronics Engineers* (741), *Computer and Information System Managers* (680), *Financial Analysts* (635), *Market Research Analysts* (507), *Electrical Engineers* (488), *Computer Programmers* (482), and *Mechanical Engineers* (407).

### PERM Certifications by State and U.S. Territory (Place of Intended Employment) FY2007:Q1 - 28,001 Foreign Workers



Filename: OFLC-PERM-Program-Factsheet-FY07-Selected-  
Statistics-031507\_FINAL.doc  
Directory: H:\My Documents  
Template: C:\Documents and Settings\wickliffe.larry\Application  
Data\Microsoft\Templates\Normal.dot  
Title: OFFICE OF FOREIGN LABOR CERTIFICATION  
Subject:  
Author: ETA User  
Keywords:  
Comments:  
Creation Date: 3/16/2007 10:13 AM  
Change Number: 2  
Last Saved On: 3/16/2007 10:13 AM  
Last Saved By: ETA User  
Total Editing Time: 2 Minutes  
Last Printed On: 3/22/2007 12:22 PM  
As of Last Complete Printing  
Number of Pages: 2  
Number of Words: 47 (approx.)  
Number of Characters: 273 (approx.)